











Teacher information: Places at our school

This material is meant to stimulate students to explore their surroundings. Concerning their specific topic they are requested to find places at the school where they can learn about it and to write down or decide on research questions. This participatory approach invites students to intensively deal with their surroundings and to experience that they personally have a connection to the problem brought up by the City Challenge.

This method can be adjusted to a lot of different topics.

Material P6 connects this to the LEAP.





Places at our school – Topic: Water










At this place, you can discover something about the topic water: _____

<p>Description of the place (What can you see, hear, feel, ...?)</p>	<p>Sketch (rough draft) of the place:</p>
---	--

Tick which research questions could be investigated at this place. If you have a question of your own, write it down.

- What is the quality of the water?
- Which color is the water?
- _____





Places at our school – Topic: Plants











At this place, you can discover something about the topic plants: _____

<u>Description of the place (What can you see, hear, feel, ...?)</u>	<u>Sketch (rough draft) of the place:</u>

Tick which research questions could be investigated at this place. If you have a question of your own, write it down.

- What do the plants look like right now and how does this change over time?
- To what degree is the soil covered by plants?
- _____





Places at our school – Topic: Weather










At this place, you can discover something about the topic weather: _____

<u>Description of the place (What can you see, hear, feel, ...?)</u>	<u>Sketch (rough draft) of the place:</u>

Tick which research questions could be investigated at this place. If you have a question of your own, write it down.

- Can clouds be used for weather forecasting?
- How and why does the temperature differ between different places?
- _____





Places at our school – Topic: Soil

At this place, you can discover something about the topic soil: _____

<u>Description of the place (What can you see, hear, feel, ...?)</u>	<u>Sketch (rough draft) of the place:</u>

Tick which research questions could be investigated at this place. If you have a question of your own, write it down.

- Which kind of soil do we have?
- How wet is the soil?
- On which surface can water best infiltrate (seep) into the soil?
- _____

